

Scaled data based on original data using
LM-79-08 Approved Method: Electrical and Photometric Measurements of Solid-
State Lighting Products

Test Report Prepared for
Cooper Lighting Solutions
(formerly Eaton)

Brand: McGRAW-EDISON

Report Number: P942833

Luminaire Tested: **GALN-SB7A-740-U-T1**

Issue Date: 1/21/2025

Test Information

Test Method: LM-79-08
Report Number: P942833
TEST IS SCALED FROM IESNA LM-79-08 TEST DATA (G2-2405-108-2)
Test Lab: INNOVATION CENTER
Issue Date: 1/21/2025
Manufacturer: COOPER LIGHTING SOLUTIONS (FORMERLY EATON)
Product Line: McGRAW-EDISON
Catalog Number: GALN-SB7A-740-U-T1
Description: GALLEON AREA AND ROADWAY HIGH DENSITY LED LUMINAIRE
(7) 70 CRI, 4000K, 350mA LIGHTSQUARES WITH 26 LEDS EACH AND TYPE I OPTICS
Light Source: -
Ballast/Driver: -

Summary

Lumens per Lamp: N/A
Luminaire Lumens: 33388 lumens
Efficiency: N/A
Efficacy: 167.7 lumens/watt
Luminous Opening: Rectangular (W 1.5' x L: 1.5' x H: 0')
IES Classification: Type I - Short
BUG Rating: B5 - U0 - G5

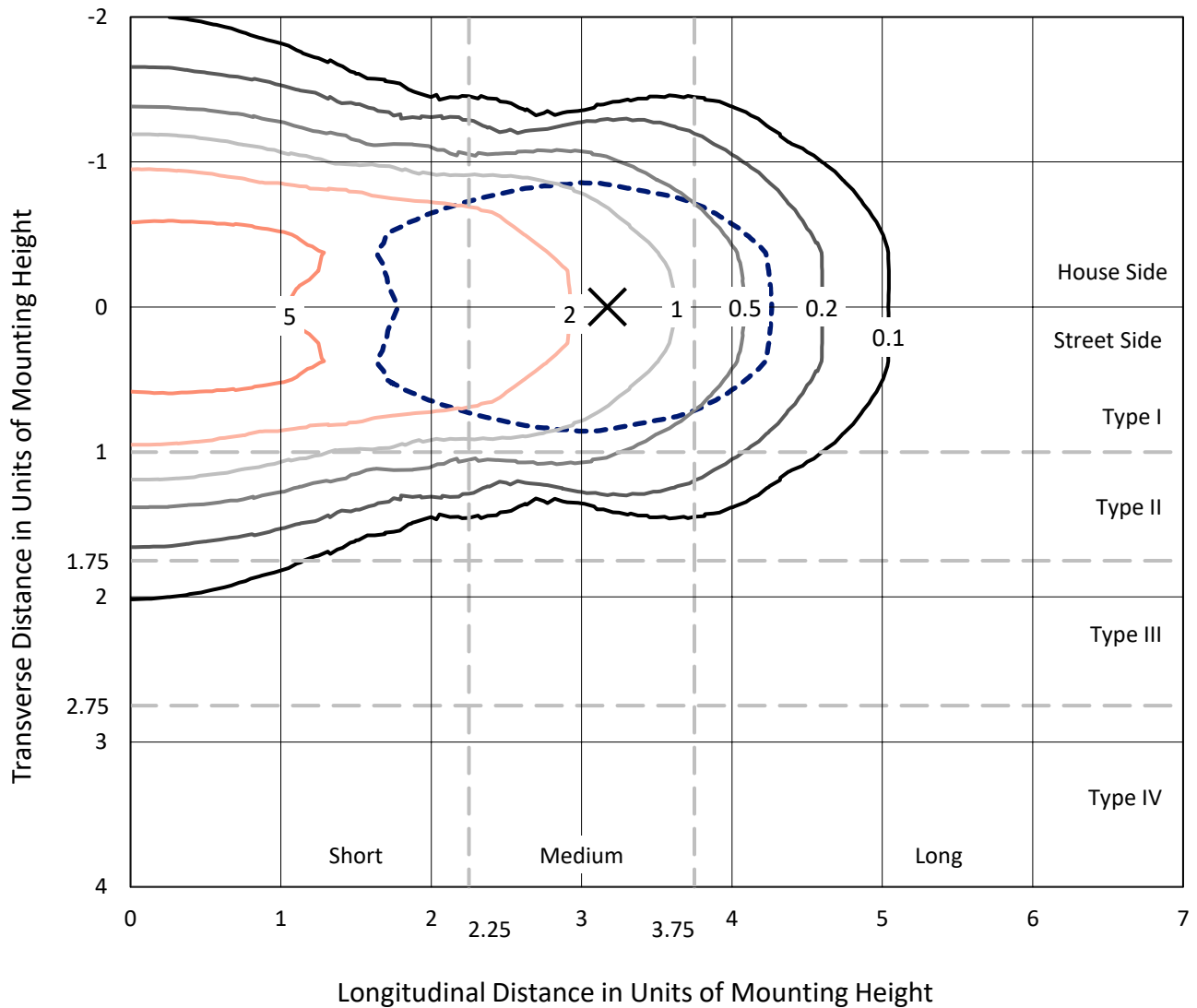
Input Watts (W): 199.1
Input Voltage (V): NR
Input Current (Ain): NR
Voltage Rise (V): NR
Power Factor: NR
Total Harmonic Distortion (THDi): NR
Frequency (hertz): 60
Stabilization Time: NR
Operation Time: NR
Ambient Temperature (°C): NR
Test Distance: 24 FT



REPORT NUMBER: P942833
 CATALOG NUMBER: GALN-SB7A-740-U-T1

Iso-Footcandle Lines of Horizontal Illumination

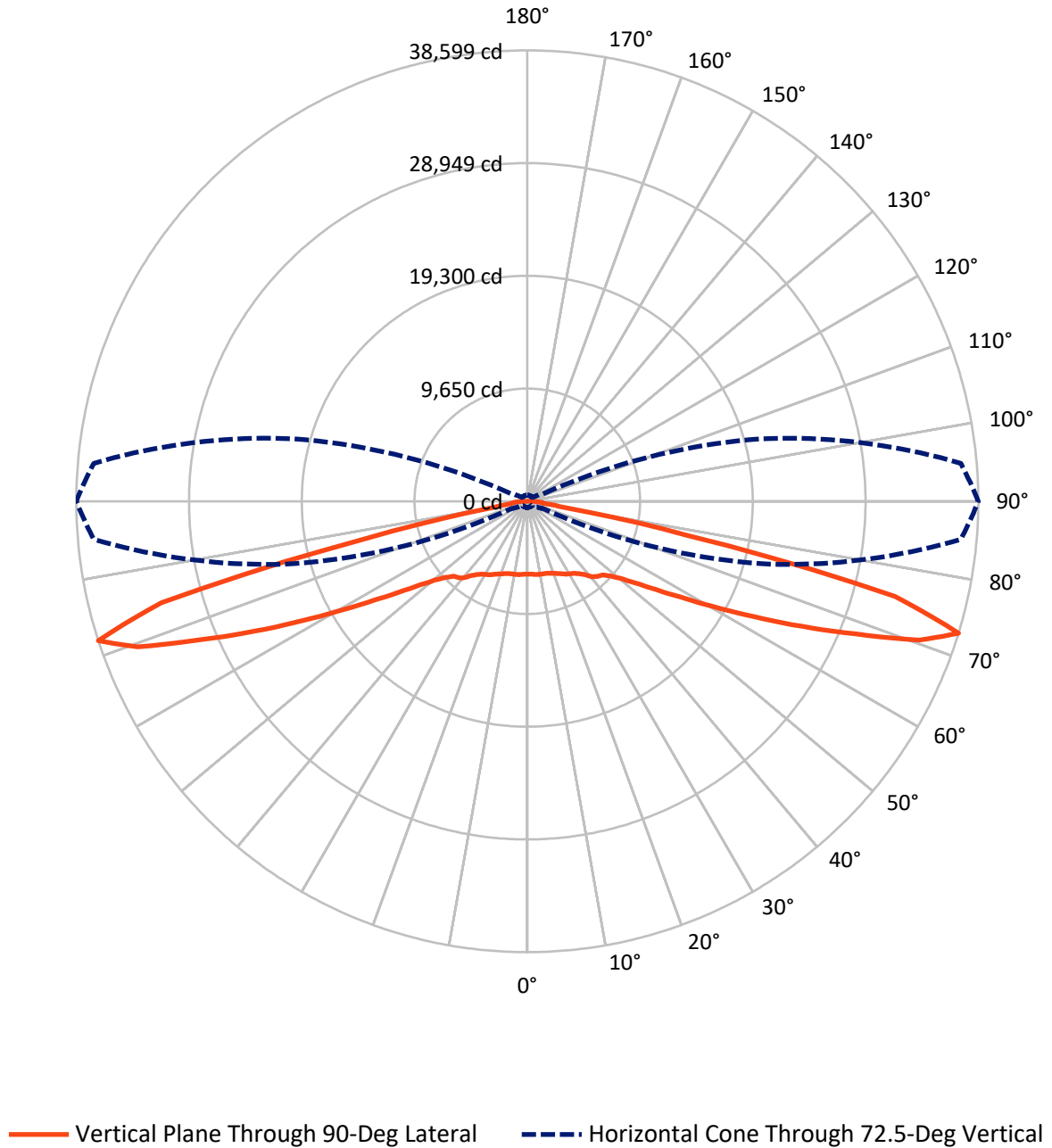
✕ Max cd
 - - - 1/2 Max cd



Based on 25 foot mounting height. Maximum calculated value = 10 fc
 Type I - Short - N/A

REPORT NUMBER: P942833
CATALOG NUMBER: GALN-SB7A-740-U-T1

Luminous Intensity Polar Plot



REPORT NUMBER: P942833

CATALOG NUMBER: GALN-SB7A-740-U-T1

FLUX DISTRIBUTION:

		Downward	Upward	Total
House Side	Lumens	16694.0	0.0	16694.0
	% Fixture	50.0	0.0	50.0
Street Side	Lumens	16694.0	0.0	16694.0
	% Fixture	50.0	0.0	50.0
Total	Lumens	33388.0	0.0	33388.0
	% Fixture	100.0	0.0	100.0

ZONAL LUMENS:

Zone	Lumens	% Fixture
0°-10°	604.9	1.8
10°-20°	1849.7	5.5
20°-30°	3084.1	9.2
30°-40°	4241.6	12.7
40°-50°	5180.2	15.5
50°-60°	5991.5	17.9
60°-70°	7143.8	21.4
70°-80°	4985.9	14.9
80°-90°	306.2	0.9
90°-100°	0.0	0.0
100°-110°	0.0	0.0
110°-120°	0.0	0.0
120°-130°	0.0	0.0
130°-140°	0.0	0.0
140°-150°	0.0	0.0
150°-160°	0.0	0.0
160°-170°	0.0	0.0
170°-180°	0.0	0.0
0°-90°	33388.0	100.0
0°-180°	33388.0	100.0

Coefficient of Utilization



REPORT NUMBER: P942833

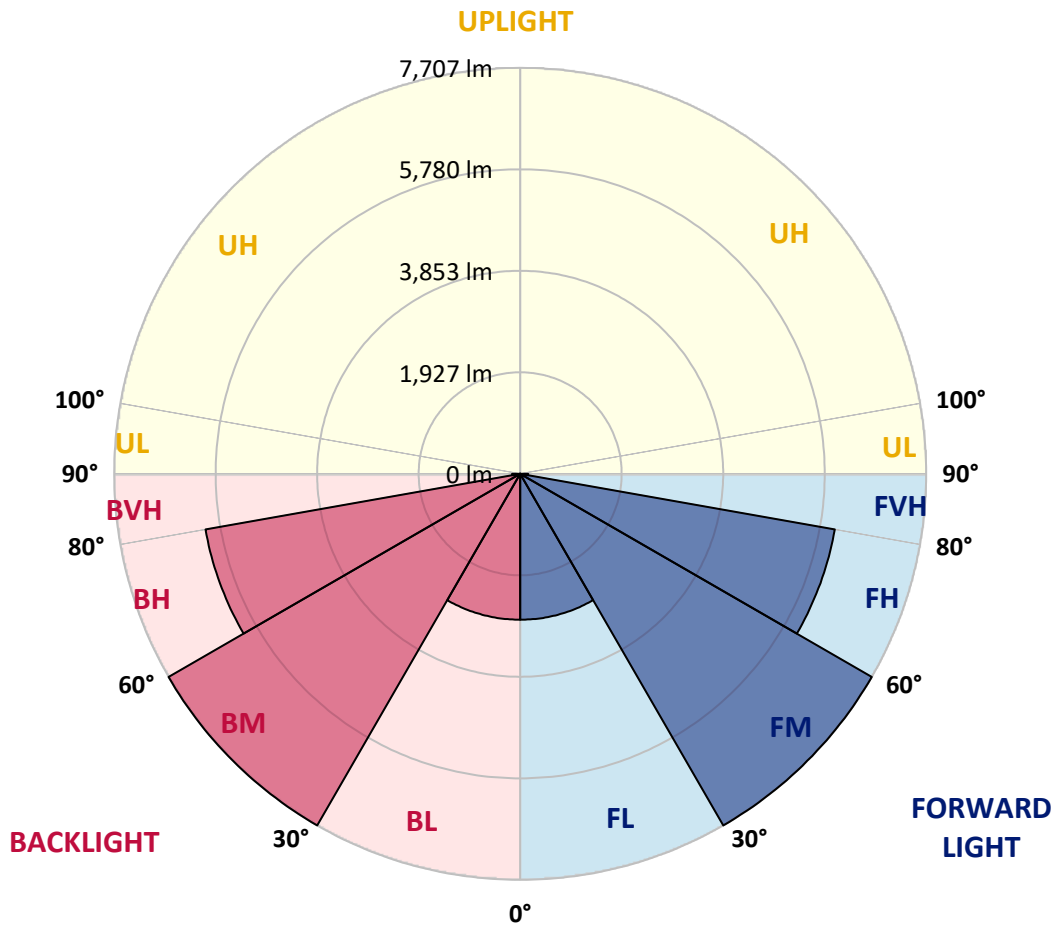
CATALOG NUMBER: GALN-SB7A-740-U-T1

LUMINAIRE CLASSIFICATION SYSTEM LUMEN TABLE AND BUG RATING:

Zone	Lumens	% Fixture	Zone Rating/Lumen Limit		
			B	U	G
FL (0°-30°)	2769.4	8.3			
FM (30°-60°)	7706.6	23.1			
FH (60°-80°)	6064.9	18.2			G3/7500
FVH (80°-90°)	153.1	0.5			G2/225
BL (0°-30°)	2769.4	8.3	B4/5000		
BM (30°-60°)	7706.6	23.1	B4/8500		
BH (60°-80°)	6064.9	18.2	B5		G5
BVH (80°-90°)	153.1	0.5			G2/225
UL (90°-100°)	0.0	0.0		U0/0	
UH (100°-180°)	0.0	0.0		U0/0	

BUG Rating: B5-U0-G5

Type I Short



REPORT NUMBER: P942833

CATALOG NUMBER: GALN-SB7A-740-U-T1

CANDELA DISTRIBUTION (FULL):

	0°	5°	15°	25°	35°	45°	55°	65°	75°	85°
0°	6238.9	6238.9	6238.9	6238.9	6238.9	6238.9	6238.9	6238.9	6238.9	6238.9
2.5°	6244.2	6251.3	6251.3	6246.0	6258.4	6247.8	6247.8	6242.4	6247.8	6242.4
5°	6276.2	6285.0	6288.6	6286.8	6302.8	6293.9	6293.9	6286.8	6288.6	6283.3
7.5°	6336.5	6348.9	6356.0	6364.9	6388.0	6377.3	6370.2	6348.9	6340.0	6325.8
10°	6356.0	6370.2	6393.3	6439.4	6492.6	6494.4	6473.1	6419.9	6379.1	6347.1
12.5°	6295.7	6315.2	6363.1	6457.2	6576.0	6624.0	6590.2	6501.5	6421.7	6364.9
15°	6219.4	6240.7	6313.4	6455.4	6631.0	6742.8	6739.3	6622.2	6494.4	6405.7
17.5°	6100.5	6121.8	6226.5	6425.2	6673.6	6858.2	6907.9	6787.2	6608.0	6489.1
20°	5885.8	5905.3	6050.8	6329.4	6687.8	6980.6	7110.1	7003.7	6780.1	6618.6
22.5°	5607.2	5637.4	5807.7	6164.4	6654.1	7108.4	7340.8	7268.1	6980.6	6757.0
25°	5309.1	5341.0	5539.8	5962.1	6567.2	7200.6	7614.1	7567.9	7207.7	6929.2
27.5°	5051.8	5085.5	5302.0	5761.6	6432.3	7236.1	7883.8	7906.9	7482.8	7119.0
30°	4849.5	4881.5	5112.1	5600.1	6258.4	7200.6	8119.8	8279.5	7763.1	7284.0
32.5°	4627.7	4668.5	4911.6	5403.1	6052.6	7115.5	8325.6	8682.3	8087.9	7461.5
35°	4347.4	4384.6	4640.1	5133.4	5782.9	6978.8	8497.8	9129.4	8552.8	7731.2
37.5°	4006.7	4042.2	4295.9	4796.3	5514.9	6787.2	8629.1	9633.4	9106.4	8119.8
40°	3664.2	3697.9	3935.7	4420.1	5193.8	6542.3	8675.2	10126.7	9741.6	8653.9
42.5°	3350.1	3380.3	3598.5	4049.3	4833.6	6230.0	8614.9	10556.1	10311.2	9026.5
45°	3060.9	3087.5	3280.9	3701.5	4459.1	5850.3	8433.9	11017.4	10989.1	9292.7
47.5°	2730.8	2757.5	2958.0	3364.3	4084.7	5404.9	8126.9	11471.7	11931.3	9896.0
50°	2328.1	2351.1	2557.0	2975.7	3696.1	4931.1	7701.0	11828.4	13120.1	10809.8
52.5°	1850.7	1875.6	2076.1	2494.9	3234.8	4421.9	7140.3	12060.8	14493.6	12144.2
55°	1377.0	1394.7	1568.6	1944.8	2663.4	3841.6	6437.6	12126.5	16051.5	13968.3
57.5°	999.0	1009.7	1121.4	1401.8	2019.3	3115.9	5584.1	11956.1	17905.8	16307.0
60°	809.1	812.7	846.4	970.6	1403.6	2296.1	4553.2	11370.6	19918.0	19321.8
62.5°	734.6	734.6	743.5	777.2	949.3	1515.4	3305.8	10156.8	22075.7	23131.5
65°	683.2	683.2	686.7	702.7	748.8	965.3	2086.7	8180.1	23894.5	27594.2
67.5°	637.0	638.8	637.0	642.3	669.0	713.3	1210.2	5649.8	24874.0	32218.3
70°	589.1	592.7	583.8	583.8	605.1	606.9	757.7	3098.2	24061.3	36093.7
72.5°	532.3	537.7	523.5	519.9	535.9	528.8	569.6	1487.0	20657.9	37250.6
75°	482.6	489.7	457.8	448.9	448.9	443.6	463.1	763.0	13407.6	30387.1
77.5°	438.3	452.5	401.0	372.6	365.5	349.6	378.0	466.7	5864.5	14266.4
80°	362.0	381.5	330.0	296.3	283.9	266.2	298.1	326.5	1744.3	3312.9
82.5°	269.7	278.6	234.2	211.2	200.5	188.1	223.6	227.1	567.8	1172.9
85°	172.1	175.7	143.7	124.2	118.9	113.6	142.0	124.2	216.5	862.4
87.5°	60.3	69.2	55.0	49.7	53.2	44.4	65.7	37.3	60.3	608.6
90°	0.0	0.0	0.0	0.0	0.0	0.0	0.0	0.0	0.0	0.0

(END C

90°

6238.9
6242.4
6283.3
6325.8
6341.8
6356.0
6391.5
6469.6
6588.5
6716.2
6872.4
7058.7
7197.1
7351.5
7608.8
7956.5
8480.0
8803.0
8991.0
9548.2
10373.3
11606.6
13295.8
15460.6
18255.3
21703.1
25787.8
30268.2
35580.9
38599.2
32502.3
13970.1
3172.7
1325.5
1252.7
754.1
0.0

OF REPORT)